

# Sapa Mentari

Sajian Pagi Menu Trading dari BRI Danareksa Sekuritas

Jumat, 20 Mei 2022



## Disclaimer

The information contained in this report has been taken from sources which we deem reliable. However, none of BRI Danareksa Sekuritas and/or its affiliated companies and/or their respective employees and/or agents makes any representation or warranty (express or implied) or accepts any responsibility or liability as to, or in relation to, the accuracy or completeness of the information and opinions contained in this report or as to any information contained in this report or any other such information or opinions remaining unchanged after the issue thereof.

We expressly disclaim any responsibility or liability (express or implied) of BRI Danareksa Sekuritas, its affiliated companies and their respective employees and agents whatsoever and howsoever arising (including, without limitation for any claims, proceedings, action, suits, losses, expenses, damages or costs) which may be brought against or suffered by any person as a result of acting in reliance upon the whole or any part of the contents of this report and neither BRI Danareksa Sekuritas, its affiliated companies or their respective employees or agents accepts liability for any errors, omissions or misstatements, negligent or otherwise, in the report and any liability in respect of the report or any inaccuracy therein or omission there from which might otherwise arise is hereby expressly disclaimed.

The information contained in this report is not to be taken as any recommendation made by BRI Danareksa Sekuritas or any other person to enter into any agreement with regard to any investment mentioned in this document. This report is prepared for general circulation. It does not have regard to the specific person who may receive this report. In considering any investments you should make your own independent assessment and seek your own professional financial and legal advice.



# DOWNLOAD BRIGHTS DAPET DUIT?

**CUAN BUAT EVERYBODY,  
TANPA TERKECUALI!!**  
Gratis Saldo RDN dan  
Diskon Fee Transaksi.

**#BRIGHTSlight**

Fee 0.1% / 0.2% bagi Nasabah  
Online pengguna BRIGHTS\*

**#BRIGHTSidea**

FREE saldo RDN senilai  
Rp 50.000 bagi pembukaan  
rekening baru\*

**#BRIGHTSmile**

Free brokerage fee dengan  
bertransaksi saham melalui  
BRIGHTS\*

**brights**

**DOWNLOAD SEKARANG!**



## KEY INDEX PERFORMANCE

### Domestic & Sectoral

	Price	1D	1W	1M	YTD
IDX	6,823.33	0.44%	3.39%	-5.59%	3.67%
JKIDX30	539.13	-0.73%	1.26%	-4.36%	8.46%
LQ45	1,008.20	-0.77%	1.50%	-4.32%	8.24%
JKNONCYC	681.20	-0.66%	2.89%	4.11%	2.57%
JKINFRA	922.25	-1.30%	-2.14%	-9.41%	-3.86%
JKHEALTH	1,473.57	-0.07%	2.14%	-1.68%	3.77%
JKCYCLIC	908.06	-0.61%	1.75%	-3.23%	0.85%
JKINDUST	1,246.30	-0.67%	2.69%	2.23%	20.22%
JKTECHNO	7,555.21	1.80%	3.24%	-14.88%	-16.00%
JKTRANS	1,973.47	-0.58%	3.45%	1.81%	23.39%
JKENERGY	1,605.67	-1.63%	3.07%	0.65%	40.91%
JKBASIC	1,336.05	-0.89%	4.30%	-4.83%	8.24%
JKFINANCE	1,491.06	0.90%	0.82%	-7.06%	-2.34%
JKII	588.11	-0.97%	0.15%	-3.35%	4.64%
JKISSI	199.90	-0.95%	1.00%	-2.96%	5.76%

### Global

Dow Jones	31,253.13	-0.75%	-1.50%	-11.11%	-13.99%
S&P 500	3,900.79	-0.58%	-0.75%	-12.53%	-18.16%
NASDAQ	11,388.50	-0.26%	0.15%	-15.35%	-27.21%

### EIDO, VIX & DXY

EIDO	23.66	1.72%	3.09%	-4.90%	3.00%
VIX	29.35	-5.20%	-7.62%	44.44%	70.44%
DXY	102.915	-0.91%	-1.89%	2.49%	7.66%

### Europe

FTSE	7,302.74	-1.82%	0.96%	-4.28%	-1.11%
GDAXI	13,882.30	-0.90%	1.04%	-3.34%	-12.61%
CAC40	6,272.71	-1.26%	1.07%	-5.32%	-12.31%

### Asean & Regional

Thailand (SET)	1,605.98	-0.89%	1.35%	-4.43%	-3.12%
Malaysia (KLIC)	1,549.41	-0.35%	0.69%	-2.78%	-1.16%
China (SSEC)	3,096.96	0.36%	1.37%	-1.72%	-14.91%
Hong Kong (HSI)	20,120.68	-2.54%	3.82%	-3.93%	-14.01%
Singapore (STI)	2,589.65	2.00%	0.09%	-0.30%	-19.63%
Japan (N225)	26,402.84	-1.89%	2.54%	-2.99%	-8.30%
Korea (KS11)	2,592.34	-1.28%	1.66%	-4.65%	-12.94%

## CURRENCY AND BOND YIELD

	Rate	1D	1W	1M	YTD
USD/IDR	14,732.5	0.32%	0.94%	2.63%	3.39%
USD/JPY	127.75	-0.04%	-0.44%	-0.10%	11.01%
EUR/USD	1.0586	0.00%	1.99%	-2.43%	-6.88%
GBP/USD	1.2476	0.12%	2.27%	-4.52%	-7.78%
ID10YR	7.340	-0.69%	0.58%	6.65%	16.87%
US10YR	2.837	-1.63%	-0.63%	0.11%	87.66%

## COMMODITY

	Price	1D	1W	1M	YTD
Nickel	28,038.00	7.18%	0.82%	-16.32%	35.08%
Coal	403.75	-0.80%	6.78%	26.24%	142.92%
Gold	1,840.14	0.02%	0.86%	-5.77%	0.64%
Silver	21.913	0.04%	5.49%	-13.40%	-6.16%
Copper	4.2762	-0.01%	4.28%	-8.54%	-3.74%
Tin	33,019.00	-3.07%	-2.19%	-23.20%	-15.03%
Palm Oil	6,007	-1.07%	-4.91%	-1.98%	28.84%
Oil (Brent)	111.41	2.09%	3.67%	4.30%	43.21%
Oil (WTI)	109.18	-0.40%	2.86%	6.25%	45.15%

Source : investing.com, Barchart



## FOKUS HARI INI

\*Rekomendasi kami pada halaman ini menggunakan proyeksi 1 tahun buku, kecuali ada update perkembangan selanjutnya.

### ▶ Bukit Asam (PTBA - BUY IDR 4,600) : Expect Stronger Performance in Following Quarters

PTBA mencatatkan pendapatan dan laba bersih 1Q22 senilai IDR8.2tn dan IDR2.2tn (+348% YoY) ditopang oleh kenaikan *average selling prices* (ASP) dan *volume* penjualan. Manajemen PTBA menyatakan bahwa kontribusi segmen domestik mengalami penurunan, namun kami memperkirakan pada 2Q22 PTBA akan mendapat kontribusi dari segmen ekspor. Sebagai informasi, PTBA memiliki potensi *dividend yield* yang tinggi sehingga kami merekomendasikan *buy* untuk PTBA.

Full Report : [Klik disini](#)

### ▶ Banks (OVERWEIGHT): Saving Up for Rainy Days Ahead

Laba bersih perbankan secara universal pada 1Q22 tercatat mencapai 27.2% dari estimasi FY22 kami yang ditopang oleh penurunan *blended cost of funds* (CoF). Kami memperkirakan laba bersih FY22 dapat meningkat hingga +21.2% YoY ditopang oleh kenaikan pinjaman (+9.5% YoY), *net interest margin* (NIM) sebesar 5.8%, kenaikan *blended CoF* sebanyak 11bps, serta penurunan *credit cost* mencapai 196bps. Kami merekomendasikan BBNI sebagai *top pick* seiring dengan valuasi nya yang menarik, serta ekspektasi *growth* nya yang tinggi.

Full Report : [Klik disini](#)

### ▶ Timah (TINS - BUY IDR2,100) : Above Our and Cons

TINS mencatatkan penjualan dan laba 1Q22 senilai IDR4.3tn (+79.6% YoY) dan IDR601bn yang sebagian besar ditopang oleh kenaikan *average selling prices* (ASP) mencapai USD43,946/ton (+76% YoY). Secara kuartalan, TINS tercatat negatif dari sisi pendapatan (-10.5% QoQ) maupun laba (-12.9% YoY). Kinerja ini berada di bawah estimasi kami dan konsensus.

Source : BRI Danareksa Sekuritas, Company

### ▶ Astra International (ASII - BUY IDR 8,100) : 4M22 Four Wheeler (4W) Sales

ASII mencatatkan penjualan 4W pada 4M22 sebanyak 188.5k unit (+34% YoY) setara dengan 37.7% ekspektasi penjualan 4W kami. Pada 4M22, ASII mencatatkan kenaikan *market share* sebanyak +56% MoM ditopang oleh segmen non-LCGC. Dari sisi industrinya, penjualan 4W meningkat sebanyak 30.4% YoY meskipun tercatat pada 4M22 ada penurunan sebanyak -15.8% MoM.

Source : BRI Danareksa Sekuritas, Company

### ▶ Corporate Action

#### 1. IPO Bookbuilding

- Hoffmen Cleanindo Tbk (KING)  
Bookbuilding : 17 - 20 May 2022  
Harga IPO : IDR165-170.-

#### 2. IPO Pooling

- Cilacap Samudera Fishing Industry Tbk (ASHA)  
Pooling : 19 - 24 May 2022  
Harga IPO : IDR100.-

#### 3. Public Expose: INDY, NRCA

- 4. RUPS: BNLI, DADA, GMTD, INDY, LPLI, NRCA, RALS

- 5. Cum Date Cash Devidend: ABMM IDR267, BRPT IDR3.13, KAEF IDR16.33, MIKA IDR36, MLPT IDR45, TGKA IDR295, VICI IDR7

- 6. Dividend Payment Date: ASII, BTPS, DRMA, EXCL, JAYA, MLBI, PPRE, TPIA, WEGE, WTON

- 7. Right Issue Trading Periods: JAST (20-27 Mei 2022) harga exercise IDR150



## Trading Ideas

oleh Hadyatma Dahna Marta – Technical Analyst BRIDS

### Composite Daily



S2	S1	R1	R2
6,750	6,800	6,860	6,916

**Last Price: 6,823**

- IHSX diprediksi bergerak mixed cenderung menguat terbatas
- Indikator MACD negatif melemah
- Indikator Stochastic netral menguat
- Indikator RSI netral menguat

### INCO – Trading Buy



TP1	TP2	SL1	SL2
8,000	8,350	7,050	6,475

**Last Price : 7,625**

**Trading Range : 6,475 – 8,350**

- Volume transaksi stabil meningkat diatas rata-rata
- Indikator MACD negatif melemah golden cross
- Indikator Stochastic netral menguat menuju area overbought
- Indikator RSI netral menguat menuju area overbought

### MEDC – Buy On Breakout



TP1	TP2	SL1	SL2
570	575	550	540

**Last Price : 560**

**Trading Range : 540 - 575**

- Volume transaksi stabil dibawah rata-rata
- Indikator MACD positif melemah
- Indikator Stochastic netral konsolidasi
- Indikator RSI netral konsolidasi

### DOID – Buy On Weakness



TP1	TP2	SL1	SL2
595	610	550	520

**Last Price : 580**

**Trading Range : 520 - 610**

- Volume transaksi stabil dibawah rata-rata
- Indikator MACD negatif golden cross
- Indikator Stochastic netral menguat menuju area overbought
- Indikator RSI netral menguat

### MAIN - Sell



TP1	TP2	SL1	SL2
590	585	605	610

**Last Price: 595**

**Trading Range : 595 - 610**

- Volume transaksi stabil meningkat dibawah rata-rata
- Indikator MACD negatif menguat
- Indikator Stochastic netral melemah oversold
- Indikator RSI netral melemah oversold

### IPTV – Sell



TP1	TP2	SL1	SL2
90	89	94	97

**Last Price : 92**

**Trading Range : 89 - 97**

- Volume transaksi stabil dibawah rata-rata
- Indikator MACD negatif melemah
- Indikator Stochastic netral melemah menuju oversold
- Indikator RSI oversold

## STOCK PICK

TREND TRADE						
Code	Action	Call Price	Last Price	Target Price	Stop Loss	Remarks
FREN	BUY	85	77	100	67	Bullish Reversal Potentially <b>Day 19</b>
POWR	BUY	710	695	780	680	Rebound From Lower <b>Day 6</b>
LINK	BUY	4.460	4.420	4.800	4.350	Ascending Triangle <b>Day 5</b>

**Catatan:**

Trend Trade/Minor Trend memiliki rentang waktu hold position dalam 30 hari. \*rekomendasi baru  
Call Price adalah harga pada saat rekomendasi dikeluarkan

SWING TRADE						
Code	Action	Call Price	Last Price	Target Price	Stop Loss	Remarks
ESSA	BUY	1.250	1.220	1.400	1.100	Rebound From Lower <b>Day 9</b>
GGRM	BUY	30.350	30.400	32.000	29.925	Rectangle Pattern <b>Day 5</b>

**Catatan:**

Swing Trade memiliki rentang waktu hold position dalam 3-10 hari. \*rekomendasi baru  
Call Price adalah harga pada saat rekomendasi dikeluarkan

DAY TRADE											
NO	CODE	LAST PRICE	PREV DAY	Δ	% CHG	ACTION	TP1	TP2	SL1	SL2	
1	INCO	7625	7100	525	7,39%	BUY	8.000	8.350	7.050	6.475	
2	MEDC	560	565	-5	-0,88%	BUY	570	575	550	540	
3	DOID	580	575	5	0,87%	BUY	595	610	550	520	
4	ELSA	288	290	-2	-0,69%	BUY	292	296	282	278	
5	PGAS	1555	1575	-20	-1,27%	BUY	1.570	1.585	1.530	1.510	
6	AKRA	1050	1020	30	2,94%	BUY	1.070	1.090	1.015	980	
7	MDKA	4980	4750	230	4,84%	BUY	5.250	5.500	4.670	4.370	
8	CTRA	990	990	0	0,00%	BUY	1.010	1.025	965	940	
9	MAIN	595	605	-10	-1,65%	SELL	590	585	605	610	
10	IPTV	92	94	-2	-2,13%	SELL	90	89	94	97	
11	BFIN	1110	1150	-40	-3,48%	SELL	1.080	1.055	1.135	1.160	
12	TKIM	6525	6625	-100	-1,51%	SELL	6.450	6.375	6.600	6.675	
13	SCMA	230	240	-10	-4,17%	SELL	224	220	238	246	
14	TOWR	960	985	-25	-2,54%	SELL	945	935	975	990	
15	MPPA	242	260	-18	-6,92%	SELL	236	232	252	262	

**Keterangan Day Trade Stock Pick :**

1. Data kumpulan saham diambil dari BRIDS Technical Universe
2. Data diurutkan berdasarkan value transaksi terbesar selama 20 hari bursa terakhir
3. SL1 (Stop Loss 1) = Batas bawah pertama yang direkomendasikan untuk melakukan CUT LOSS
4. SL2 (Stop Loss 2) = Batas bawah kedua yang direkomendasikan untuk melakukan CUT LOSS
5. TP1 (Target Price 1) = Batas atas pertama yang direkomendasikan untuk melakukan TAKE PROFIT
6. TP2 (Target Price 2) = Batas atas kedua yang direkomendasikan untuk melakukan TAKE PROFIT




## Sales Team

### Ferdi Armand Hanafi


Head - Retail Customer Distribution

 [ferdi.hanafi@bridanareksasekuritas.co.id](mailto:ferdi.hanafi@bridanareksasekuritas.co.id)


 (021) 50914100

### I Wayan Satia Jaya

Branch Manager - Coordinator


 Palembang, Depok

 [satia@bridanareksasekuritas.co.id](mailto:satia@bridanareksasekuritas.co.id)


 (021) 78849149

### Rudy Ruslim

Branch Manager


 Mangga Dua


 [rudyr@bridanareksasekuritas.co.id](mailto:rudyr@bridanareksasekuritas.co.id)


 (021) 62301988

### Upik Yuzarni

Branch Manager


 Pondok Indah

 [upik\\_y@bridanareksasekuritas.co.id](mailto:upik_y@bridanareksasekuritas.co.id)


 (021) 29555777

### Maryadi Suwondo

Branch Manager


 Bandung


 [maryadi@bridanareksasekuritas.co.id](mailto:maryadi@bridanareksasekuritas.co.id)


 (022) 860 210 30

### Yahuda Nawa Yanukrisna

Branch Manager


 Yogyakarta, Solo, Semarang


 [yahuda@bridanareksasekuritas.co.id](mailto:yahuda@bridanareksasekuritas.co.id)


 (0274) 551181

### Rachma Yudyawati

Branch Manager

 Surabaya, Malang


 [rachma@bridanareksasekuritas.co.id](mailto:rachma@bridanareksasekuritas.co.id)


 (031) 5345888

### Martha Hidayat

Branch Manager


 Medan


 [marthah@bridanareksasekuritas.co.id](mailto:marthah@bridanareksasekuritas.co.id)


 (061) 4528100

### Umar Bin Aziz

Branch Manager

 Makassar

 [umarba@bridanareksasekuritas.co.id](mailto:umarba@bridanareksasekuritas.co.id)

 (0411) 8114011